

Another Island

cantilena for SSAATBB chorus and piano

Pam Lambert (1977)

Richard Lambert (b. 1951)

Allegro ♩ = 116

Soprano 1

Soprano 2

Alto 1 *mp*
ba-da bap bap

Alto 2 *mp*
ba-da bap bap

Tenor *mp*
ba-da bap bap

Baritone *mp*
ba-da bap bap

Bass *mp*
ba-da bap bap

Piano *mp* *legato*

A

S1 *mf*
Bow your head and close your eyes

S2 *mf*
Bow your head and close your eyes

A1 *mf*
doo Bow your head and close your eyes


A2 *mf*
doo Bow your head, Bow your head,


T. *mf*
doo Bow your head, Bow your head,


Bar. *mf*
doo Bow your head, Bow your head,

B. *mf*
doo Bow your head, Bow your head,

9

S1  It's time to re - a - lise you love me


S2  It's time to re - a - lise you love me

A1  It's time to re - a - lise you love me

A2  close your eyes, ba-da bap bap doo time to,

T.  close your eyes, ba-da bap bap doo aa

Bar.  close your eyes, ba - da bap bap doo aa

B.  close your eyes, ba-da bap bap doo time to,




13


S1  Let your-self be ta - ken to the land be-yond the


S2  Let your-self be ta - ken to the land be-yond the


A1  Let your-self be ta - ken to the land be-yond the

A2  time to re - a-lise you love me. aa

T.  *mf* Let your-self be ta - ken_ to the land be-yond the

Bar.  *mf* Let your-self be ta - ken_ to the land be-yond the

B.  time to re - a-lise you love me. aa



17

S1 wa - ter - fall where ev-'ry-thing is Spring, for - e - ver green and love - ly.---

S2 wa - ter - fall where ev-'ry-thing is Spring, for - e - ver green and love - ly.---

A1 wa - ter - fall where ev-'ry-thing is Spring, for - e - ver green and love - ly.---

A2 aa aa

T. wa - ter-fall where ev-'ry-thing is Spring, for - e - ver green and love - ly.---

Bar. wa - ter-fall where ev-'ry-thing is Spring, for - e - ver green and love - ly.---

B. aa aa

21 *p*

S1

S2

A1

A2

T.

Bar.

B.

p

mp

The musical score is for a vocal ensemble and piano. It is in G major (one sharp) and 4/4 time. The score is divided into seven vocal parts (S1, S2, A1, A2, T., Bar., B.) and a piano accompaniment. The vocal parts feature a melodic line starting on a dotted half note, followed by a quarter note, and then a quarter rest. The piano accompaniment features a rhythmic pattern of eighth notes in the right hand and a bass line in the left hand. The score is marked with a piano (*p*) dynamic for the vocal parts and a mezzo-piano (*mp*) dynamic for the piano accompaniment. The page number 21 is indicated at the top left.

poco rall. **B** A tempo

25

S1

S2

A1

A2

T.

Bar.

B.

29

S1 *mp*
aa _____ aa _____

S2 *mp*
aa _____ aa _____

A1
aa _____ aa _____ Dreams will

A2
aa _____ aa _____ Dreams will

T. *mf*
head and go to sleep, _____ ba-da bap bap ba-da ba-da ba-da

Bar.
head and go to sleep, _____ ba-da bap bap ba _____

B.
head and go to sleep, _____ ba-da bap bap ba _____



33

p

S1
aa _____ aa _____ aa _____ aa _____ ba-da bap bap

p

S2
aa _____ aa _____ aa _____ aa _____ ba-da bap bap

A1
keep you from re - flec - ting. _____ ba-da bap bap

A2
keep you from re - flec - ting. _____ ba-da bap bap

T.
ba-da bap bap *mf* Can you pic-ture_

Bar.
mf ba-da ba-da_ ba ba-da bap bap *mf* Can you pic-ture_

B.
mf ba-da ba-da_ ba-da ba-da bap bap *mf* Can you pic-ture_



37

S1
ba _____ ba-da bap bap baa _____ bap ba _____

S2
ba _____ ba-da bap bap baa _____ bap ba _____

A1
ba _____ ba-da bap bap baa _____ bap ba _____ *mf* for-

A2
ba _____ ba-da bap bap baa _____ bap ba _____ *mf* for-

T.
us to - ge - ther hand in hand to - wards the land, where ev-'ry -thing is Spring, —

Bar.
us to - ge - ther hand in hand to - wards the land, where ev-'ry -thing is Spring, —

B.
us to - ge - ther hand in hand to - wards the land, where ev-'ry -thing is Spring, —

Poco più mosso



C ♩ = 120
f

poco accel

41

S1
bap ba_____ and lo - vely._____ Ev-'ry day has

S2
bap ba_____ and lo - vely._____ Ev-'ry day has

A1
e - ver green___ and lo - vely._____ Ev-'ry day has

A2
e - ver green___ and lo - vely._____ Ev-'ry day has

T.
8
bap ba_____ and lo - vely._____ Ev-'ry day_ has

Bar.
bap ba_____ and lo - vely._____ Ev-'ry day has

B.
bap ba_____ and lo - vely._____ Ev-'ry day has

poco accel

Poco più mosso

♩ = 120

f

45

S1
mean-ing in the con-text of my life, _____ If I say_ what *ff*

S2
mean-ing in the con-text of my life, _____ If I say_ what *ff*

A1
mean-ing in the con-text of my life, _____ If I say_ what *ff*

A2
mean-ing in the con-text of my life, _____ If I say_ what *ff*

T.
mean-ing in the con-text of my life, _____ If I say_ what *ff*

Bar.
mean-ing in the con-text of my life, _____ If I *ff*

B.
mean-ing in the con-text of my life, _____ If I *ff*

49

S1
bo-thers my mind, _ if I try to think things _ out, _

S2
bo-thers my mind, _ if I try to think things _ out, _

A1
bo-thers my mind, _ what bo-thers my mind, _ try to think things out,

A2
bo-thers my mind, _ what bo-thers my mind, _ try to think things out,

T.
bo-thers my mind, _ what bo-thers my mind, _ if I try to think things out,

Bar.
say what bo-thers my mind, _ if I try to think things out,

B.
say what bo-thers my mind, _ if I try to think things out,

53

mf *f*

S1
And to-day I'm dream-ing of_ a place where we can_ be, where we can_

mf *f*

S2
And to-day I'm dream-ing of_ a place where we can_ be, where we can_

mf *f*

A1
ba-da bap bap doo_ ba - da bap bap where_ we can see,

mf *f*

A2
ba-da bap bap doo_ ba - da bap bap where_ we can see,

mf

T.
ba-da bap bap doo_ where we can be_

mf

Bar.
And to - day_ I'm drea - ming of a place where we can be_

mf

B.
And to - day_ I'm drea - ming of a place where we can be_

mf *f*

57

S1
see a rain - bow show - ing us show - ing us to -

S2
see a rain - bow show - ing us show - ing us to -

A1
see a rain - bow show - ing us show - ing us to -

A2
see a rain - bow show - ing us show - ing us to -

T.
see a rain - bow show - ing us sho-wing us to -

Bar.
see a rain - bow show - ing us show - ing us to -

B.
see a rain - bow show - ing us show - ing us to -

Piano part with dynamics *f* and *ff*.

60

S1
mor - - - row

S2
mor - - - row

A1
mor - - - row

A2
mor - - - row

T.
mor - - - row

Bar.
mor - - - row

B.
mor - - - row

To Coda

Poco meno mosso

D

♩ = 108

62 *pp* *poco rall.* *mp*

S1
ba-da bap bap doo _____ aa _____

S2
ba-da bap bap doo _____ aa _____

A1
ba-da bap bap doo _____ aa _____

A2
ba-da bap bap doo _____ aa _____

T.
ba-da bap bap doo _____ aa _____

Bar.
ba-da bap bap doo _____ aa _____

B.
ba-da bap bap doo _____ aa _____

poco rall.

♩ = 108
Poco meno mosso

mf espress.

67

S1
aa aa aa

S2
aa aa aa

A1
aa aa ba - da ba-da bap ba-da ba-da bap ba-da bap bap

A2
aa aa ba-da ba-da ba-da bap ba-da bap bap

T.
aa ba-da bap bap ba-da bap bap

Bar.
ba-da ba-da bap ba-da bap bap ba-da bap bap

B.
aa ba-da bap bap ba-da bap bap

71

mf

S1 on a - no - ther on a - no - ther is - land

mf

S2 on a - no - ther on a - no - ther is - land

mp

A1 doo _____ aa _____ aa _____

mp

A2 doo _____ aa _____ aa _____

mf

T. doo _____ we_ can live_

mf

Bar. doo _____ we_ can live_

mf

B. doo _____ we_ can live_

75

S1

S2

A1 *mf*
aa, for - e - ver Spring, — for e - ver green — and lo - vely —

A2 *mf*
aa, for - e - ver Spring, — for e - ver green — and lo - vely —

T.
8
— — — — — for e - ver green — and lo - vely —

Bar.
— — — — — for e-ver green and lo - vely —

B.
— — — — — for e-ver green and lo - vely —

79

S1

S2

A1 *pp*
ba-da bap bap doo

A2 *pp*
ba-da bap bap doo


T. *pp*
ba-da bap bap doo

Bar. *pp*
ba-da bap bap doo

B. *pp*
ba-da bap bap doo



mp



Tempo primo

mf **E** ♩ = 116

83

S1 *mf* Bow your head aa_____ don't turn a - round. don't

S2 *mf* Bow your head aa_____ don't turn a - round. don't

A1 *mf* Bow your head don't turn a - round. _____

A2 *mf* Bow your head don't turn a - round. _____

T. *mf* Bow your head_____ don't turn a - round, _____


Bar. *mf* Bow your head_____ don't turn a - round, _____

B. *mf* Bow your head_____ don't turn a - round, _____

Tempo primo

♩ = 116

mf



87

S1
turn a-round, aa Hold your thoughts, don't don't turn a-round, aa

S2
turn a-round, aa Hold your thoughts, don't don't turn a-round, aa

A1
Hold your thoughts of our to-mor-row

A2
Hold your thoughts of our to-mor-row

T.
8
don't turn a-round, don't turn a-round,

Bar.
don't turn a-round, Hold your thoughts, don't turn a-round,

B.
don't turn a-round, Hold your thoughts, don't turn a-round,

91 *f* *mf*

S1 *f* *mf*
 — don't turn a-round, On a-no-ther_ is - land, — we can, we can

S2 *f* *mf*
 — don't turn a-round, On a-no-ther_ is - land, — we can, we can

A1 *mf*
 — ba-da bap bap doo — ba-da bap bap

A2 *mf*
 — ba-da bap bap doo — ba-da bap bap

T. *mf*
 don't turn a - round, — ba-da bap bap doo — ba-da bap bap

Bar. *mf*
 don't turn a - round, — On a - no - ther is - land we can live a - no - ther

B. *mf*
 don't turn a - round, — On a - no - ther is - land we can live a - no - ther

95

S1 *f*
live a - no-ther way of life, for - e - ver Spring, for -

S2 *f*
live a - no-ther way of life, for - e - ver Spring, for -

A1
doo_____ live a - no-ther way of life, aa_____

A2
doo_____ live a - no-ther way of life, aa_____

T.
doo_____

Bar.
way of life, where ev - 'ry - thing is Spring, - for - e - ver green - and

B.
way of life, where ev - 'ry - thing is Spring, - for - e - ver green - and

D.S. al Coda

poco accel

98

S1
e - ver green and lo - - - vely_____

S2
e - ver green and lo - - - vely_____

A1
way of life, way of life, green and lo - vely_____

A2
way of life, way of life, green and lo - vely_____

T.
live a - no-ther way of life, green and lo - vely_____

Bar.
lo - vely_____ green and lo - vely_____

B.
lo - vely_____ green and lo - vely_____

poco accel

The piano accompaniment consists of two staves. The right hand features a melodic line with a long, sweeping slur across the first two measures, followed by a more rhythmic pattern in the third measure. The left hand provides harmonic support with chords and a bass line. The piece concludes with a double bar line and a Coda symbol.

CODA

Meno mosso

rall.

lunga pausa

pp

101

S1

S2

A1

A2

T.

Bar.

B.

Meno mosso

rall.

mp